

TEMPTEK VACUUM LOADERS

- 5 to 19 lb.
- Remote Mount Mini PLC Control
- Modular Design
- 3 Models to choose from:
 - VL-5-T
 - VL-12-T
 - VL-19-T

**In Stock
Quick Shipment!**

TempTek Series Vacuum Loaders provide self-contained, vacuum transfer of plastic pellets and regrinds over short distances using powerful single-phase vacuum motors. Standard models are made for flange mounting to existing bins or hoppers. Machine Mount packages provide a quick disconnect glass tube base with integrated vacuum flapper. A proportioning valve option may be easily added to any model.

- Reinforced filter disc has polyester layer to trap fines and rigid metal backing to extend filter life.
- Compressed-air blowback reduces filter clogging for less maintenance.
- Includes 15 ft. (4.6m) length of flex hose, pickup wand and hose clamps.
- All material contact points are non-ferrous.
- Dump Valve with integrated demand level switch on standard models.
- One Year warranty (Excludes normal maintenance items.)

• **MADE IN THE USA!**

Delivery by FedEx freight Included!




Micro PLC Based Control

- Complete programming and monitoring capabilities
- Graphic faceplate displays parameter value codes and provides step-by-step programming instructions
- Can be remotely located at operator level



VL-12-T



Micro PLC Control

PRICE & PERFORMANCE... for the LONG TERM

87 Hickory Springs IND. Drive Canton, GA 30115 Ph: (770) 345-0010 Website: www.Southgatepe.com Email: sales@southgatepe.com



since 1989

SPECIFICATIONS

Model	VL-5-T	VL-12-T	VL-19-T
VOLUME	1/8 ft. ³	1/3 ft. ³	1/2 ft. ³
RESIN CAPACITY	5 lb.	12 lb.	19 lb.
DISCHARGE DIAMETER	2 in.	2 in.	2 in.
MACHINE MOUNT DISCHARGE DIAMETER	1.5 in.	1.5 in.	2 in.
**RECOMMENDED (MAX) THROUGHPUT/HR.	200 (350)	400 (600)	500 (700)
†MAXIMUM CONVEYING DISTANCE	50 ft.	50 ft.	50 ft.
LOAD TIME: (SECONDS)	up to 99	up to 99	up to 99
DUMP TIME: (SECONDS)	up to 99	up to 99	up to 99
AMPS @115V	8	13	13
COMPRESSED AIR USAGE	.2 CFM		
DIMENSION A	23"	28"	32"
DIMENSION B	17"	22"	26"
DIMENSION C	5"	11"	15"
DIMENSION D	6"	10"	10"

Machine Mount Model Dimensions:


All models with standard 2 lb. capacity glass: Add 3" to Dimension A above.

* Resin capacity and throughput based on 38 lb./ft³ bulk density. Adding external proportioning valve reduces throughput.

** Max rate based on use with 10'(ft) flex hose. Recommended average rates produce optimal use and life expectancy, exceeding the maximum recommended rates will shorten motor and brush life.

† Horizontal distance based on transporting virgin resin through tubing. Vertical travel, bends and flex hose will reduce conveying distance.

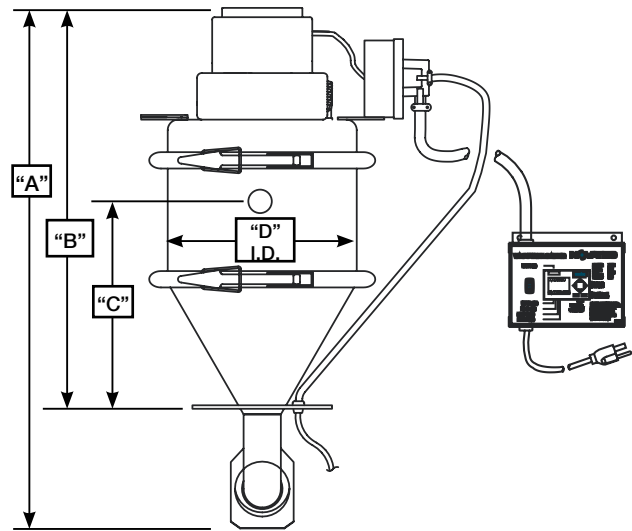
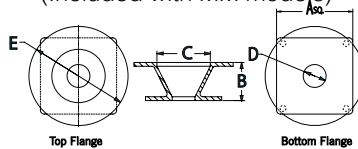
NOTE: Maximum rate based on virgin pellets from close distance.
Recommend brushes be changed every 300 hour of operation.



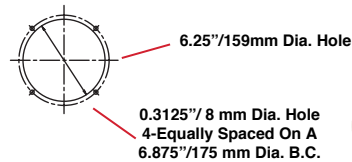
Proportioning Option:

EPV-15T-12-T Includes wand and 10' flex hose

Machine Mount Adapter (Included with MM mode[s])



Mounting Pattern



VL-5-MM-T

Machine Mount Adapter Dimensions						
Model	Glass Size lb./kg	A	B	C	D	E
VL-5-MM-T	2/.9	5	2.5	3.5	1.5	6.5
VL-12-MM-T	2/.9	5	2.5	3.5	1.5	6.5
VL-19-MM-T	8/3.6	6.5	2.5	3.5	2.25	6.5

GENERAL SPECIFICATIONS - ALL MODELS

- INLET DIAMETER:** 1.5" O.D.
- SUPPLY VOLTAGE:** 115/1/50-60
- PULSE DURATION:** 500 milliseconds
- TOTAL PULSES:** 1-999 (Adjustable, dump time dependent)
- AIR SERVICE:** 80 PSI required

Authorized Dealer

Southgate Process Equipment, Inc.

87 Hickory Springs IND. Drive

Canton, GA 30115

Ph: (770) 345-0010

Email: sales@southgate.com



MADE IN USA

PRICE & PERFORMANCE... for the LONG TERM



since 1989